



**Electrolux**  
PROFESSIONAL

## Premium Preparation 1200 mm Work Table on Wheels

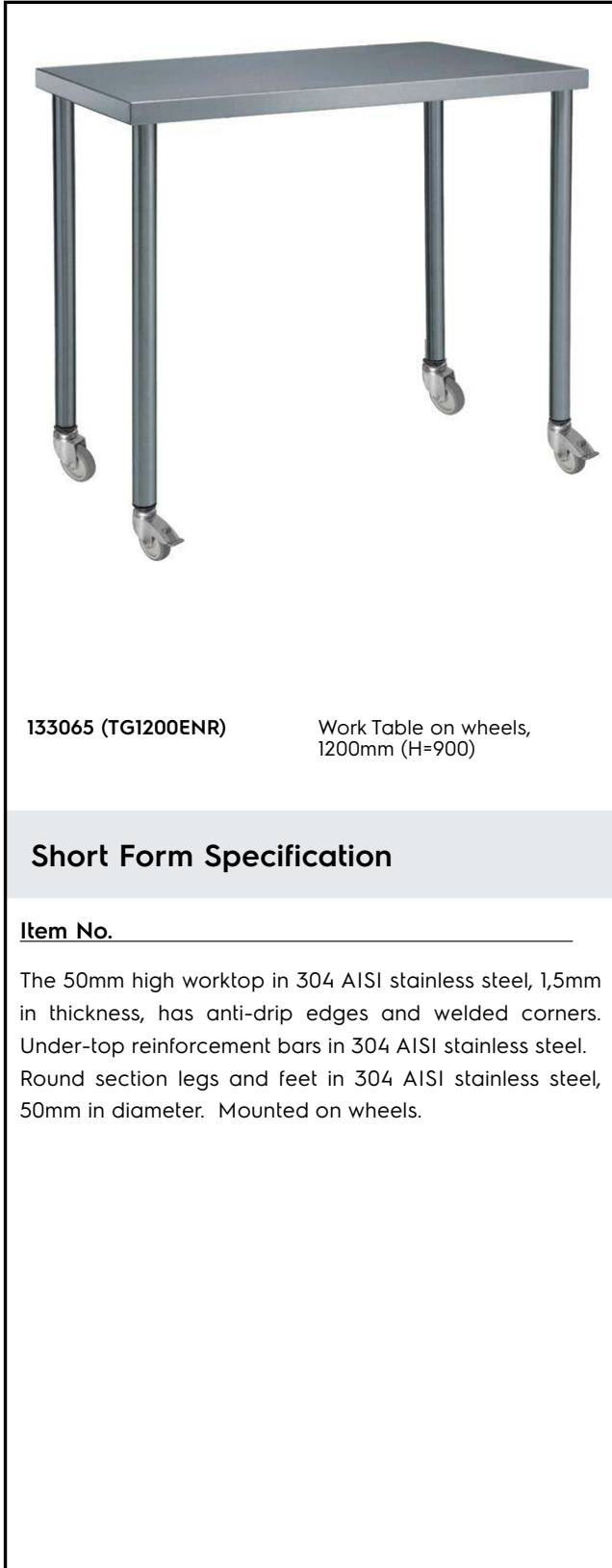
ITEM # \_\_\_\_\_

MODEL # \_\_\_\_\_

NAME # \_\_\_\_\_

SIS # \_\_\_\_\_

AIA # \_\_\_\_\_



133065 (TG1200ENR)

Work Table on wheels,  
1200mm (H=900)

### Short Form Specification

Item No. \_\_\_\_\_

The 50mm high worktop in 304 AISI stainless steel, 1,5mm in thickness, has anti-drip edges and welded corners. Under-top reinforcement bars in 304 AISI stainless steel. Round section legs and feet in 304 AISI stainless steel, 50mm in diameter. Mounted on wheels.

### Main Features

- The high of the table is 900mm with the wheels for a perfect alignment with all other units and for easy movement of pots and pans through the equipments in the kitchen.
- Sturdiness, stability and reliability of table accurately tested.
- Mounted on 4 swiveling castors, 2 with brakes.

### Construction

- Worktop with 50 mm high profile, in s/s Scotch Brite finishing, 15/10 in thickness with anti-drip edges and welded corners.
- Wide range of taps are available to suit every need.
- 100 mm upstand with 10 mm radiused corner and 13 mm deep, designed to be used against a wall.
- Heavy duty construction entirely in AISI 304 stainless steel to offer maximum durability.

### Optional Accessories

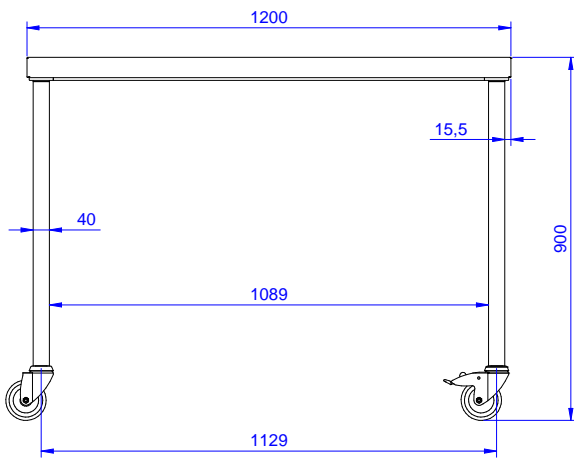
- Single drawer GN 1/1, 400mm PNC 855280
- Single drawer, 600mm PNC 855281
- Lower shelf for 1200mm for units PNC 855282
- 3-sided underframe for 1200mm tables PNC 855290
- Additional drawer, 600mm (to set up a chest of 2, 3, 4 drawers) PNC 855295
- Additional drawer GN 1/1, 400mm (to set up a chest of 2, 3, 4 drawers) PNC 855298

APPROVAL: \_\_\_\_\_

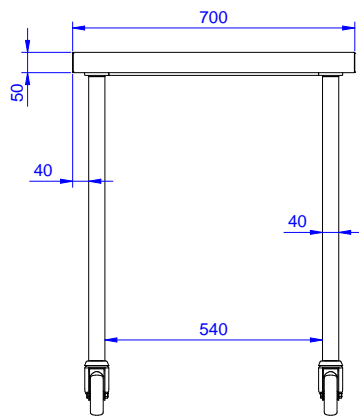


Experience the Excellence  
[www.electroluxprofessional.com](http://www.electroluxprofessional.com)


Front



Side



Top



**Key Information:**

Drawer combinations - No.  
400 mm drawers

133065 (TG1200ENR) 3

Drawer combinations -  
No.600 mm drawers 3

Drawer combinations - No.  
400 + 600 mm drawers 1+2

External dimensions,  
Width: 1200 mm

External dimensions,  
Depth: 700 mm

External dimensions,  
Height: 900 mm

Worktop thickness: 50 mm

Net weight: 40 kg